

'ABHYUDAYA'

INDIAN PUBLIC SCHOOLS' CONFERENCE VISUAL ARTS FEST,
IPSC VAF 2021 HOSTED BY THE ASSAM VALLEY SCHOOL



INDIAN PUBLIC SCHOOLS' CONFERENCE



ISSUE 5.4 / 2021

ORCHID
ART & DESIGN
MAGAZINE

ABHYUDAYA 2021

The Assam Valley School celebrated the uniqueness and creativity of budding artists and designers through the virtual Indian Public Schools' Conference, IPSC Visual Arts Fest, "Abhyudaya" from 5th August, 2021 to 19th August, 2021. The event was a grand success and we witnessed a maximum participation of 43 schools in the Fest this year. The quality and quantity of the work was very high and the artworks done by the Indian Public Schools highly impressed the jury panel at both national and international levels. It was our privilege to showcase our proud Art and Craft culture to the international community through the IPSC VAF 2021. We extend our congratulations to all the winners and the participants as well. The participating schools were:

- MGD Girls' School, Jaipur
- Modern School, Barakhamba Road, Delhi
- Daly College, Indore
- Sharada Residential School, Kunjibettu
- Mayo College Girls' School, Ajmer
- Miles Bronson Residential School, Guwahati
- Yadavindra Public School, Patiala
- Scindia Kanya Vidyalaya, Gwalior
- The Lawrence School, Sanawar
- Sainik School, Goalpara
- The Emerald Heights International School, Indore
- Genesis Global School, Noida
- Rajmata Krishna Kumari Girls' Public School, Jodhpur
- Kittur Rani Channamma Residential Sainik School for Girls, Kittur
- Vidya Devi Jindal School, Hissar
- L K Singhanian Education Centre, Gotan
- The Mann School, Delhi
- Mody School, Lakshmanagarh
- The Sanskaar Valley School, Bhopal



INDIAN PUBLIC SCHOOLS' CONFERENCE

- Birla Balika Vidyapeeth, Pilani
 - Mayo College, Ajmer
 - The Punjab Public School, Nabha
 - Sarala Birla Academy, Bangalore
 - Vallabh Ashram School, Valsad
 - Ashok Hall Girls' Residential School, Almora
 - The Doon School, Dehradun
 - Welham Girls' School, Dehradun
 - Rajkumar College, Raipur
 - Sandur Residential School
 - Pinegrove School, Solan
 - B.K. Birla Centre For Education, Pune
 - Hyderabad Public School, Begumpet
 - Yadavindra Public School, Mohali
 - Bharatiya Vidya Bhavan's V M Public School, Vadodara
 - Welham Boys' School, Dehradun
 - Rashtriya Military School, Dholpur
 - The Hyderabad Public School, Ramanthpur
 - Birla Vidya Mandir, Nainital
 - Birla Public School, Pilani
 - Rajkumar College, Rajkot
 - The Assam Valley School, Balipara
- The participation categories were:
- Design for Recycle & Reuse
 - Still Life
 - Mixed-media Collage
 - Landscape Painting
 - Mandala
 - Crochet
 - Embroidery
 - Macrame
 - Digital Illustration
 - Digital Manipulation
 - Mathematical Art
 - Cartooning
 - String Art
 - Poster Design
 - Composition
 - Nature Study

THEME: SPACE – THE FINAL FRONTIER

The race to space could be termed as a competition between two superpowers during the cold war. The world has come a long way since then, with countries around the world developing their own space programs. Space agencies across the world work in collaboration with each other now and share their knowledge. Even private agencies have come up with their own programs to be able to send people in space. The need for better understanding of SPACE and to explore the possibilities it can offer is growing at a very rapid pace.

***Although this is literally rocket science but we can surely address the subject with humour and wit.**

Keywords: #nasa #esa #space #rockets #spacetravel #spacex #moonlanding #spaceprogram #lyca #mars #missionmars #mirspacestation #cosmonaut #astronaut #unmanned spaceships #isro #chandrayaan #mangalyaan #astrophysics #aliens #lifeonotherplanets #rocketscience #martians

***The keywords are just to give an overall perspective; the participants can use their own research and thought process for exploring their creativity.**

Judging criteria:

1. Uniqueness of thought/concept
2. Within the limitation of the THEME, the choice of topic to represent
3. Skills, both with medium and execution
4. Humour/wit



CARTOONING


SHORTLISTED ARTWORKS



Artworks by, Top to Bottom, L to R
 MGD Girls' School, Jaipur
 Daly College, Indore
 Mayo College Girls' School, Ajmer
 Yadavindra Public School, Patiala
 Pinegrove School, Solan

CARTOONING


SHORTLISTED ARTWORKS



Artworks by, Top to Bottom, L to R
 Rajmata Krishna Kumari Girls' Public School, Jodhpur
 The Assam Valley School, Balipara
 The Doon School, Dehradun
 Rajkumar College, Raipur
 The Assam Valley School, Balipara

AWARD FOR EXCELLENCE

Kittur Rani Channamma Residential Sainik School for Girls, Kittur



By Ananya Savalagi

These are the voyages of the Starship Enterprise's continuing mission to explore strange new worlds, to seek out new life and new civilizations, to boldly go where no one has gone before.

SPOTLIGHT AWARD

Welham Boys' School, Dehradun



By Younus Bhutia

The drawing is about a group of astronauts who are actually cows and they have reached their destination. It is a new planet, that is planet Earth and with the help of other cow scientists they have formed a station so that the astronaut cows can land and explore. You can see that the human from Earth is eating grass and the dog from planet Bonverse is observing.



HONOURABLE MENTION



drawing is inspired by the constant talk about aliens existing and what would most probably happen if they entered the Earth's atmosphere.

The Lawrence School, Sanawar



By Uday Singh Kadian


Ever since I was 5, I was intrigued by Art. Not by still art, but by doodles and cartoons. I have filled at least 5 diaries with doodles that have no relevance. I have never had an active imagination but I do get wierd ideas. Recently I started to draw military items and love reading about WW2. This

Bharatiya Vidya Bhavan's V M Public School, Vadodara



By Vraj M K Patel

A Trip to Mars: We have been going through this Corona Pandemic for about 1.5 years. I just imagined what the scenario would be if Mars had life and this Corona had also spread there. We have developed the technology to send humans to Mars in a very short span of time. Due to this, an astronaut was sent to Mars to report on the covid situation on Mars. He was astonished to see that the situation on Mars was already under control (unlike the situation on our Earth). This tells us how disciplined the Martians are. There he met the Martians who told him to apply for a quick Covid-19 Test. He saw that there were huge machines through which he has to pass and the machine could decide if he has Covid or not. It was then that he realised that the Martian technology was much more advanced than the human technology





THEME: A STUDY OF A KETTLE, A WATER BOTTLE AND THREE SEASONAL FRUITS

The magic of still life paintings is that they can show us a new way of looking at the ordinary objects around us. Once they are placed into a specific arrangement and then captured in paint, ink, pastel, or any other medium, the objects take on a whole new meaning. Their existence becomes recorded in time.

Participants have to make a still life from the picture in any medium in colour. Special attention should be given on composition, proportion, light & shade and character of the objects.

Judging criteria: Drawing and proportion, colour and light and shade & character of the object and detailing

STILL LIFE

SHORTLISTED ARTWORKS



Artworks by, Top to Bottom, L to R
Modern School,
Barakhamba Road
The Emerald
Heights International School, Indore
Vidya Devi Jindal School, Hissar
L K Singhania Education Centre,
Gotan
Ashok Hall Girls' Residential School,
Almora

STILL LIFE

SHORTLISTED ARTWORKS



Artworks by, Top to Bottom, L to R

The Doon School, Dehradun

Welham Boys' School, Dehradun

Welham Girls' School, Dehradun

Hyderabad Public School, Begumpet

Yadavindra Public School, Mohali



RESULTS

AWARD FOR EXCELLENCE

MGD Girls' School, Jaipur



By Aanya Mehta

This still life study helped me understand the variations in the shadows of an object like the kettle, when cast upon the drapery. I focused on the first step of a still life study i.e. to capture the drawing of the objects with correct ratio and proportion. The concept of material rendering came in handy while painting surfaces.

SPOTLIGHT AWARD

Yadavindra Public School, Mohali



By Hunar Jaiya

In this painting, we gain an appreciation for the different textures and colors we see in our everyday life and understand how light hits different objects, such as the kettle and the bananas and illuminates them, bringing out finer details we miss. The magic of still life paintings is that they can show us a new way of looking at the ordinary objects around us.

HONOURABLE MENTION

The Assam Valley School, Balipara



By Baristha Baibhav Gogoi

For this piece of art, I approached it with a half-transparent (drapery and the plastic water bottle), half-opaque (kettle and fruits) look. The drapery was tricky to do at first but I enjoyed doing it and the other stuff and it all came out pretty good nonetheless.





THEME: SELFIE

A self-portrait (Modern day Selfie) is a work of art featuring the artist as subject. There are examples stretching back to ancient times. Self-Portraits in art can be 2 or 3 dimensional. As artists became more professional and independent, during the Renaissance period, they began to make many self-portraits as a way of celebrating their own status and individuality. Today, the selfie is a thriving genre, perhaps one that has been given an extra impetus by photography. It's important to remember that, when photography was invented (in 1830s) it was largely influenced by painting and other 2D arts.

Size: A3

Medium: Acrylic paint, Watercolours and Sketch/Colour pencils


Base: Paper or Canvas

Judging Criteria:

1. Composition
2. Uniqueness of thought/concept
3. Relevance to the Theme
4. Skill, both with technique and execution

COMPOSITION

SHORTLISTED ARTWORKS



Artworks by, Top to Bottom, L to R
MGD Girls' School,
Jaipur
Yadavindra Public
School, Patiala
The Emerald
Heights
International
School, Indore
Rajmata Krishna
Kumari Girls' Public
School, Jodhpur
Vallabh Ashram
School, Valsad


RESULTS

COMPOSITION

SHORTLISTED ARTWORKS



Artworks by, Top to Bottom, L to R
 Welham Girls' School, Dehradun
 Pinegrove School, Solan
 Hyderabad Public School, Begumpet
 The Assam Valley School, Balipara
 The Assam Valley School, Balipara



AWARD FOR EXCELLENCE

Daly College, Indore



By Saadgi Garg

'Demons'

Judgements and expectations of others make me feel trapped and bound. This selfie is a representation of how I try to break through this barrier of expectations and be the raw version of myself - completely unfiltered. To depict my emotions explicitly using my hands, I used a timer to take this selfie. I usually get too caught up in getting good grades, working towards being a certain size and always trying to do the right thing. This, however, leads me to lose myself in the process; resulting in me validating myself only on the basis of these materialistic things. Through this self portrait, I am letting go of

these chains and telling the audience how I have my own demons . From having a severe skin allergy in the past, to now accepting and fighting my demons, it's been a long journey - all escaping from within as an outburst here.

SPOTLIGHT AWARD



Modern School, Barakhamba Road



By Farhan Bakht Ahmed

The Passage Of Time

Time is the ultimate engine of change: slowly melting away everything along with it. The artist stands in the foreground, taking his selfie, while behind him in monochrome are present the ghosts of his childhood. But those people are dead: they no longer exist, and the artist cannot relate to them anymore. A selfie too, thus, is a snapshot of a person at a particular point in time: after which that exact person no longer truly exists. In this respect, a selfie is a deeply philosophical and artistic object: how a person saw himself and wished to be seen, but in the future will look at that very selfie with pleasant surprise. A person is merely the culmination of the chain of events that led him there, and not the chain itself. A selfie thus is a link in that chain, with the past.

HONOURABLE MENTION

Rajkumar College, Raipur



By Swati Singh

I like to play with colours and so I put colours on my body. I feel strongly that art itself cannot be compared with anything. I also strongly speculate that art depicts in a mesmerising way, a subject which can never have the same effect when produced by any lens. I used charcoal pencil for the strokes and to give it a more artistic look I played with charcoal colours.



MACRAMÉ

THEME: INTERCONNECTED

We are all so interconnected, pull a string here and you'll find that one thing leads to another, often in unexpected ways.

This theme invites you to explore the hierarchies of innate connections of our living world and the complex and texturally rich tapestry of life to evoke a sensory experience.

Repetitiveness of patterns and knots, heavy textures, unique compositions or creative use of materials, this ancient technique offers a spectrum of possibilities. Create a piece that expresses the theme, while showcasing your own unique perspective and skills in the medium.

Judging Criteria:

1. Concept statement
2. Uniqueness of the art piece
3. Visual aesthetics
4. Creative use of material
5. Skills and technique



MACRAMÉ

SHORTLISTED ARTWORKS



Artworks by, Top to Bottom, L to R
Modern School,
Barakhamba Road
Daly College, Indore
Rajmata Krishna
Kumari Girls' Public
School, Jodhpur
L K Singhania
Education Centre,
Gotan
Welham Girls'
School, Dehradun

MACRAMÉ

SHORTLISTED ARTWORKS



Artworks by, Top to Bottom, L to R
Rajkumar College,
Raipur
Hyderabad Public
School, Begumpet
The Assam Valley
School, Balipara
Rajkumar College,
Rajkot
Rajmata Krishna
Kumari Girls' Public
School, Jodhpur

RESULTS

AWARD FOR EXCELLENCE



The Assam Valley School, Balipara



By Angree Kilingpi & Luqmaan Ahmed

Our macrame work is a reconciliation of the centuries-old Arabic way of stitching that made its way around the world as seamen's pastime. We have knitted the whole piece together using carefully picked styles. We started with Square Knots in the centre and went further down using a diagonal Clove Hitch. On the sides, Spiral Knots were used too. Lark's Head Knots are done on the exteriors to give it a pleasing and flowy appeal. After hours spent on every intricate detail and knot, one may easily agree that art is merely an expression of man's pleasure in labour.

SPOTLIGHT AWARD

L K Singhania Education Centre, Gotan



By Anushka Maurya & Harshita Saraswat

Ring of Flowers: The connections of nature are endless and tied up within a ring. Our macrame 'Ring of flowers' shows the interconnections of nature from life to death. Nature binds everyone and everything together in one world. It ensures the balance symbolised by the stable ring. Nature is what remains before the beginning and after the end, like an unending loop of life. Nature is beautiful in many tangled ways and so is the art of macrame.



HONOURABLE MENTION

Welham Girls' School, Dehradun



By Jahnavi Joshi

The central circle represents the ideal society- a big and tightly knit community where everyone is treated equally and given the same opportunities despite their differences. The mirror in the centre indicates that while an individual may be the centre of a society they are still a small part and incomplete by themselves. When you look at the piece as a whole it looks complete and beautiful, like all the puzzle pieces have finally been put into the right places. In contrast to the above the lower part of the piece depicts the present state of society- dishevelled, messy, and barely hanging on by a single thread. The big feather symbolises the conventionally accepted communities and the smaller feathers depict the marginalised and oppressed groups of society. However, we can see that the thread that connects all the feathers of our present society is very closely connected to the utopian society. This piece goes well with the theme 'Interconnected' because it shows that while we may have a long way to go as a society our connection to the idealistic society is much stronger than it looks.

Rajkumar College, Raipur



By Avleen Chawla & Gunjan Surana

We took white macrame threads and dyed them brown. The theme was interconnected so we decided to make a bird and a nest as we know that without a nest a bird cannot really survive and without a tree a nest cannot be made. Thus, the three things go really well together. Both tree and nest are very important in a bird's life. To display it and make it look more real we took an empty pot and we fixed our art with sand in it and tied upon some leaves and lights in the nest.





THEME: PATCHWORK FLOWERS

Flowers are a gift to this earth. As Gerard De Nerval once said, “Every flower is a soul blossoming in nature.” They paint contrasting colours along the ground and bring joy to many. Their elegance and delicate touches have us all in awe and exhilaration.

Flowers have always been a major source of inspiration for artists and crafters, alike.

Craft your vivid imagination in a crochet product with patchwork flowers.

Judging criteria:

1. Composition
2. Uniqueness of thought/concept
3. Relevance to the Theme, choice of product
4. Skill, both with technique and execution

CROCHET

SHORTLISTED ARTWORKS



Artworks by, Top to Bottom, L to R
MGD Girls' School,
Jaipur
Daly College, Indore
Mayo College Girls'
School, Ajmer
Scindia Kanya
Vidyalaya, Gwalior
Scindia Kanya
Vidyalaya, Gwalior



RESULTS

CROCHET

SHORTLISTED ARTWORKS



Artworks by, Top to Bottom, L to R
 Rajmata Krishna
 Kumari Girls' Public
 School, Jodhpur
 Vallabh Ashram
 School, Valsad
 Welham Girls'
 School, Dehradun
 Rajkumar College,
 Raipur
 L K Singhania
 Education Centre,
 Gotan

AWARD FOR EXCELLENCE



The Assam Valley School, Balipara



By Nilasha Bhimsaria

This dress is multi-purpose as it can be worn casually as a summer dress as well as a beach wear over swimsuits. The wool that I have used to crochet this dress is pretty thin and loosely done, it is perfect for the summers despite what one may perceive when thinking of a wool dress. The choice of colours is inspired by the breezy evenings and the sunny days in my area. Additionally, the shells have been used in making this dress to improve the overall look as well as the feel of the dress, accenting it with a crucial essence of beaches, which I love.

SPOTLIGHT AWARD



The Assam Valley School, Balipara



By Ayang Borang

This top with a touch of floral patchwork is perfect for your summer. It can be termed as one of summer's versatile essentials, it can also be termed as winter essential since it's made out of warm yarn.

HONOURABLE MENTION

The Emerald Heights International School, Indore



By Manvi Jain

I chose Crochet Dreamcatcher as my art piece as it creates positive energy in the house and also removes nightmares. Traditionally children were provided with charms as a medium of protection from bad dreams. The colour red that I have chosen as the main colour symbolises life, health, courage, love, and adventure. Red is also a magical and religious colour. Whenever I think of flowers, the first thing that comes in my mind is a rose. The patchwork of flowers used gives the dream catcher a very elegant look. The feathers used act as ladders allowing the good dreams to descend on the infant or adult who is sleeping.



DIGITAL MANIPULATION PHOTOGRAPHY



THEME: WORLD OF DREAMS

One of the most magical gifts of human life is the ability to dream. To be able to weave a parallel universe that is devoid of rules and logic. Let's take a leap of imagination into the metaphorical world of dreams through the medium of digital manipulation of photography. Take your viewers on a ride to another universe born from your imagination - no matter how surreal or bizarre.

Remember, creativity trumps sanity when it comes to dreams.

Format for Submission: JPG along with PSD file

Size: 3:2 aspect ratio (landscape or portrait), minimum of 2000 pixels on the long side

Software: Photoshop

Instructions: Maximum 10 photographs can be used



Judging criteria:

1. Uniqueness of thought/concept
2. Relevance to the Theme
3. Individual photographs & its composition
4. Skill, both with photography & software

DIGITAL MANIPULATION

PHOTOGRAPHY

SHORTLISTED ARTWORKS




Artworks by, Top to Bottom, L to R
 Yadavindra Public School, Patiala
 Rajmata Krishna Kumari Girls' Public School, Jodhpur
 The Assam Valley School, Balipara
 Kittur Rani Channamma Residential Sainik School for Girls, Kittur

DIGITAL MANIPULATION

PHOTOGRAPHY

SHORTLISTED ARTWORKS



Artworks by, Top to Bottom, L to R
Birla Balika
Vidyapeeth, Pilani
Vallabh Ashram
School, Valsad
The Doon School,
Dehradun
The Assam Valley
School, Balipara

DIGITAL MANIPULATION

PHOTOGRAPHY

THEME: WORLD OF DREAMS

AWARD FOR EXCELLENCE

Mayo College Girls' School, Ajmer



By Sania Khullar

THE ENDLESS ABYSS

The ability to dream and create a parallel universe, however irrational it may be, is one that brings us immense joy. The world is what we make it to be. Inspired by the 'inkheart' trilogy, I wanted to help visualise the ultimate dream that every bookworm has wanted to live; the ability to be able to step into a book with all its characters. We tend to unconsciously let ourselves be pulled into the endless abyss of another bizarre universe. I have tried to capture the unreal yet extraordinary feeling of being pulled into another universe by nothing but imagination.


SPOTLIGHT AWARD

The Lawrence School, Sanawar



By Drishti & Sukriti Dehloo

We captured the night sky, butterfly and flower and grass to create a world of dreams.



DIGITAL MANIPULATION

PHOTOGRAPHY


THEME: WORLD OF DREAMS

HONOURABLE MENTION

Hyderabad Public School, Begumpet



By Anish Anchuri



My concept of the photo is light painting, the relevance of my topic is TIME. Time is probably the greatest resource we have. We can never rewind time and reuse it. Time is the continued sequence of existence and events that occurs in an apparently irreversible succession from the past, through the present, into the future. In the luxury of money and prosperity people often forget to value their time, as they don't know that it is time which can give us all these things but prosperity and riches can't give us time. Contents in the photo- I have used my grandfather's old TITAN watch, hung it with a string and swung the phone's flashlight around the watch to create the string like light beam around it.

Welham Girls' School, Dehradun



By Paridhi Saboo & Sukhmeet Kaur

UPSIDE-DOWN

This artwork is a significant indication of profoundness, and the audience may have different views and opinions after seeing the image. This image portrays how mankind has become obsessed with money and technology. We had put buildings within people to show how humans have become so engrossed in earthly pleasures that they lose sight of nature. The human race is causing more and more damage to Mother Nature as time goes on.



Welham Boys' School, Dehradun



By Ujjwal Gupta & Mohin Viraj Gandhi

Our vision for this piece primarily portrays a person in his lucid dream state. The fish convey a number of thoughts that pass through his mind and the arms try to prioritise and select the thoughts that they want to entertain in the mind. The dream state helps tap his subconscious and being underwater is our hint at showcasing a different realm; a realm that lets him enter his world of dreams.

LANDSCAPE PAINTING

THEME: SUMMER SEASON

Our earth is a wonderful creation. From the barren deserts to the lush rainforests, from the swelling oceans to the cloudy skies, our visual landscape provides varied inspirations for visual artists. Nature's palette is everywhere we look.

Make a landscape by using any old master's technique and style.


Medium: Acrylic, Water colour, Poster

Size: A3

Base: Paper or Canvas

Judging criteria:

1. Proportion
2. Colour choice and application
3. Relevance to the theme
4. Creativity



LANDSCAPE PAINTING SHORTLISTED ARTWORKS




Artworks by, Top to Bottom, L to R
MGD Girls' School, Jaipur
Daly College, Indore
Mayo College Girls' School, Ajmer
Scindia Kanya Vidyalaya, Gwalior
The Emerald Heights International School, Indore

RESULTS

LANDSCAPE PAINTING

SHORTLISTED ARTWORKS



Artworks by, Top to Bottom, L to R
 L K Singhania
 Education Centre,
 Gotan
 The Doon School,
 Dehradun
 Rajkumar College,
 Raipur
 Hyderabad Public
 School, Begumpet
 Yadavindra Public
 School, Mohali

LANDSCAPE PAINTING

SHORTLISTED ARTWORKS




Artworks by, Top to Bottom, L to R
Yadavindra Public School, Mohali
The Assam Valley School, Balipara
Rajkumar College, Rajkot
Ashok Hall Girls' Residential School, Almora
The Punjab Public School, Nabha



AWARD FOR EXCELLENCE


Pinegrove School, Solan



By Nensang Lepcha

Making a Landscape Painting on the topic Summer Season and that too in old masters techniques is a very new thing to me. I have selected a photograph keeping in mind one of my tours to Jhargram forest in West Bengal. The instruction of my teacher was to go through the paintings of the great impressionists; among many artists I like Claude Monet, Camille Pissarro and Auguste Renoir. My painting depicts a forest in summer and I tried to paint the light and feel of eye burning heat of the summer. I have taken help from a picture and the painting is a blend of the pictures and my own experience of the tour to Jhargram.

SPOTLIGHT AWARD



The Mann School, Delhi



By Rajvi Rana

I believe that it is very important for one to connect with nature because nature makes us believe in one's needs. My parents and forefathers have always been connected with nature in one or another way. It inspired me too, to capture its beauty in my painting and keep me connected with nature indirectly. I find it soothing to both my body and mind. During this summer, I was sitting near a pond and I just thought of making a painting that includes an island, ocean, and a sunny day and I painted a sunset, with an island and imagined myself swimming in an ocean and discovering its mysteries and embedded beauty with my own eyes.

HONOURABLE MENTION

The Emerald Heights International School, Indore



By Jasdeep Kaur

The artist I choose is Claude Monet. The type of style and technique Monet used for his art is impressionism as he works with broken colours. All I feel and perceive through my work is that people wake out from their daily routines and enjoy summer. In my painting, I have highlighted people enjoying their picnic in the garden under the shadows of saplings.



DESIGN FOR RECYCLE & REUSE



THEME: TRADITIONAL MEETS MODERN SUSTAINABILITY

The challenges that the world is facing constantly has given rise to insights and awareness, and an adaptable lifestyle. Trying new things has helped teach people that they have the power to make changes—that they can evolve and grow. The decision to live sustainably is an empowering one. From nature-sensitive practices to the thoughtful repurposing and recycling of materials, now many are concerned about the health of the planet and its resources. Taking inspiration from our traditions and cultural practices, let us handcraft a utility product integrating our understanding of how the TRADITIONAL MEETS MODERN SUSTAINABILITY.

While handcrafting the product, the concept and the process would be as important as the product.

Judging criteria:

1. The Design Process slide presentation
2. Uniqueness of thought/concept
3. Within the limitation of the THEME, the choice of product
4. Skill both with material and execution


DESIGN FOR RECYCLE & REUSE

SHORTLISTED ARTWORKS

ISSUE 5.4



Artworks by, Top to Bottom, L to R
MGD Girls' School,
Jaipur
Mayo College Girls' School, Ajmer
Rajmata Krishna Kumari Girls' Public School, Jodhpur
L K Singhania Education Centre, Gotan



RESULTS

DESIGN FOR RECYCLE & REUSE


SHORTLISTED ARTWORKS



Artworks by, Top to Bottom, L to R
Mayo College,
Ajmer
Vallabh Ashram
School, Valsad
Rajkumar College,
Raipur
Rajkumar College,
Raipur

DESIGN FOR RECYCLE & REUSE

SHORTLISTED ARTWORKS



Artworks by, Top to Bottom, L to R
Pinegrove School,
Solon
B.K. Birla Centre
For Education, Pune
The Assam Valley
School, Balipara
Rajkumar College,
Rajkot

AWARD FOR EXCELLENCE

The Assam Valley School, Balipara



By Anikaith Anant Joshi

THE CHIPKOLA TABLE

Inspired by the low traditional tables (Paattas) which we used to eat on, while sitting on the ground, I tried to recycle maximum non-biodegradable waste that is generated from the junk food consumed by people like me during lockdown (Chips packets, 6 bottles of 250ml each). For the table, I made a tessellation in thin wrapping paper (I got from Amazon packaging) of a B2 Bomber aircraft shape to cover the top of the plyboard (I love planes) and then applied an enamel of Fevicol and water on top of it (like we do in a technique called French Decoupage which we learned at school). I made a rope out of cloth rags and attached to the edge of the rectangular plyboard for cushion.

SPOTLIGHT AWARD

Scindia Kanya Vidyalaya, Gwalior



By Sumati Agarwal

The piece is created with a broken chair and old clothes. An old saree is recycled to make the structure. The old clothes are woven together to make the seat as well as the back support of the chair in such a way that it fixes the chair. It has been created with eco-friendly materials making sure that it reflects the idea of sustainability, showcasing how the two concepts can be exquisitely interlinked. The skill is put to use in such a manner that it maintains the traditionality and also reuses and recycles the materials which are required and this means that no additional expenses were made during the process.



DESIGN FOR RECYCLE & REUSE

THEME: TRADITIONAL MEETS MODERN SUSTAINABILITY

SPOTLIGHT AWARD



Welham Girls' School, Dehradun



By Archie Khanduja

THE JOEY

The dog bed takes references from how materials and practices are reused in the Indian culture such as tyres, sewing, pillows and are constantly seen reused as swings and used to create cots from jute. All these practices are also reflected in modern sustainability. Keeping this in mind, I tried using such ideas and creating a product that is an amalgamation of both traditional and modern sustainability and can be universal. It was made at home.

HONOURABLE MENTION

Welham Girls' School, Dehradun



By Ritanjana Chaudhury

This year's theme being 'Tradition Meets Modern Sustainability' meaning that saving the environment can also be a positive act. Thus, the role of jewellery in Indian culture has a vast scope in art and modern design. I chose plastic bottles as my medium because it's one of the most commonly used waste products found easily at home and jewellery is something which is common yet uncommon.



Hyderabad Public School, Begumpet



By Navya Deepthi Darla

The idea was to weave pens to an ordinary plastic container to show the traditional touch to everyday items. The way the warp and filling threads interlace with each other is called the weave. This plant holder is made of a discarded plastic container, jute rope and some single used plastic pens. The plant holder stands on the support of the pens and the base of the holder provides ground clearance for easier management. A plain weave pattern has been used as an intricate detail to lace around the pen, providing it extra support and aesthetic. The little rangoli design gives a traditional touch to the plant holder.

MANDALA

THEME: PEACE AND WISDOM

A spiritual symbol in Asian art, mandalas have since become a popular, meditative element for a variety of different cultures. In Hindu and Buddhist cultures in particular, mandalas serve as a representation of the universe and a guide on the path to enlightenment. The art of creating mandalas is a transformative practice that is intended to restore inner peace and wisdom.

Medium: Any medium

Judging criteria:

1. Spacing and placing
2. Colour choice and application
3. Relevance to the theme
4. Creativity.




MANDALA

SHORTLISTED ARTWORKS



Artworks by, Top to Bottom, L to R
Daly College, Indore
Scindia Kanya
Vidyalaya, Gwalior
Genesis Global
School, Noida
Rajmata Krishna
Kumari Girls' Public
School, Jodhpur
Rajkumar College,
Rajkot



RESULTS

MANDALA

SHORTLISTED ARTWORKS




Artworks by, Top to Bottom, L to R
 The Sanskaar Valley School, Bhopal
 Rajkumar College, Raipur
 The Assam Valley School, Balipara
 Hyderabad Public School, Begumpet
 The Assam Valley School, Balipara

MANDALA

THEME: PEACE AND WISDOM

AWARD FOR EXCELLENCE

Rajmata Krishna Kumari Girls' Public School, Jodhpur



By Mitali Dhoot

A mandala is a complex abstract design that is usually circular in form. In fact, "mandala" is a Sanskrit word that means "circle".


The topic given to us was peace which means the state of being calm or quiet, so in my mandala I have made an olive tree which is the symbol of peace and prosperity.

Yadavindra Public School, Patiala



By Chitra Goyal

Thinking about the theme Peace and Wisdom and trying to come up with ways to express such universal topics through a Mandala, the Seven Chakras came to my mind and provided me with the direction towards designing this Mandala. The seven chakras - Sahasrara, Ajna, Vishuddha, Anahata, Manipura, Swadhisthana and Muladhara are the energy centres of the body achieving inner peace and wisdom. The upward flow of energy through these chakras will lead to one experiencing enthusiasm, then creativity blossoms, there is generosity and contentment, which in turn give rise to love. Love takes you to gratitude, which helps bring awareness and wisdom and ultimately leads you to bliss.



MANDALA

THEME: PEACE AND WISDOM

SPOTLIGHT AWARD

MGD Girls' School, Jaipur



By Gyanvi Jangid

The thoughts of peace and wisdom are depicted through Buddha and lotuses. This is fused with intricate patterns for my Mandala.

HONOURABLE MENTION

Mayo College Girls' School, Ajmer



By Devika Mansinghka

I chose to make this particular mandala because it suggests that with patience and hard work, tough things can be achieved. Blue is symbolic of both the sky and the sea and is associated with open spaces, freedom, intuition, imagination, inspiration, and sensitivity. Yellow is associated with warmth, sunshine, and positivity. Green, the colour of life, renewal, nature, and energy, is associated with meanings of growth, harmony, freshness, safety, fertility, and environment. The mandala's purpose is to help transform ordinary minds into enlightened ones and to assist with healing. Om Namah.



NATURE STUDY

THEME: A STUDY OF AQUATIC PLANTS AND FLOWERS (WATER LILIES/ LOTUS)

Slowing down to look closely at nature is an art. By examining the colours and shapes of birds or flowers, observing the effects of light at different moments, or noticing the ways a landscape can change over time, artists find inspiration in the natural world.

Sketching, drawing, or painting nature allows the observer to not only add details to what they see, but where they see it allows a bit of personality to show through. We learn to observe, reflect upon and appreciate the beauty of nature.

Medium: Water colour/ Acrylic colour/ Pencil colour

Judging criteria:

1. Spacing and placing
2. Ratio and proportion
3. General characteristics
4. Colour and tone



NATURE STUDY

SHORTLISTED ARTWORKS



Artworks by, Top to Bottom, L to R
 Daly College, Indore
 Scindia Kanya
 Vidyalaya, Gwalior
 Sainik School,
 Goalpara
 Rajmata Krishna
 Kumari Girls' Public
 School, Jodhpur
 Welham Girls'
 School, Dehradun



NATURE STUDY

SHORTLISTED ARTWORKS



Artworks by, Top to Bottom, L to R
Hyderabad Public School, Begumpet
Yadavindra Public School, Mohali
Yadavindra Public School, Mohali
The Assam Valley School, Balipara
Rajmata Krishna Kumari Girls' Public School, Jodhpur



RESULTS

AWARD FOR EXCELLENCE

MGD Girls' School, Jaipur



layer opening one after the other. The hues painted here are the life of the nature study and effectively represent the beauty of the flower.



By Aanya Mehta

This artwork is a nature study of one of the most beautiful aquatic flowers – the Lotus. This study helped me observe not only the minute details of the flower but also understand the concept of values. The different tonal values of a colour are very important when painting an object from a real life setting. It also helped me understand the forms of the object; like the lotus leaves are a perfect circle whereas the petals of the lotus are almond shaped. Drawing all the stages of the flower made me realise how the lotus unfurls itself with one

SPOTLIGHT AWARD



Rajkumar College, Raipur



By Pavitra Nathani

In nature study I am making a hand clicked photo of a lotus and leaves. I got this photo from my school lily pond. We had to give it a realistic look.

Material used: A-3size canvas board, acrylic paint


HONOURABLE MENTION



By Mehak Dixit

When I got to know about the topic, it took me back to the memory lane of my childhood when I used to sit on the banks of Yamuna River, watching this hyacinth floating in the river. This water plant dripping with beauty attracted me instantly. I chose this flower not only because it was so beautiful and attractive but also it was personal.

Pinegrove School, Solan



EMBROIDERY

THEME: NATURE

The pandemic has given us time to slow down our life and get sensitized to our natural environment. Capture the beauty and charm of life in our biosphere with the thread and needle.

Size: From 7 to 9 inches

Judging criteria:

1. Composition
2. Uniqueness of thought/concept
3. Relevance to the THEME
4. Skill, both with technique and execution



EMBROIDERY

SHORTLISTED ARTWORKS



Artworks by, Top to Bottom, L to R
Daly College, Indore
Mayo College Girls' School, Ajmer
Rajmata Krishna Kumari Girls' Public School, Jodhpur
L K Singhania Education Centre, Gotan
Birla Balika Vidyapeeth, Pilani

EMBROIDERY

SHORTLISTED ARTWORKS



Artworks by, Top to Bottom, L to R
 Rajkumar College, Raipur
 Rajkumar College, Raipur
 Hyderabad Public School, Begumpet
 The Assam Valley School, Balipara
 The Assam Valley School, Balipara

AWARD FOR EXCELLENCE

Vallabh Ashram School, Valsad



By Krishna Pritesh Shah

A Day in The Tree House

A few challenges faced by me were struggling with threads, inserting them into the needle, coming up with various embroidery stitches etc. However, this artistic journey has taught me to be patient and tolerant as it's one of the most needed skills while doing embroidery.

SPOTLIGHT AWARD

The Emerald Heights International School, Indore



By Divyanshi Khandelwal

The Embroidery depicts, nature has an endless amount of patience. It shows that watching sunrise or sunset is so soothing, as we can just forget about all our stress. As we know that there is a deep relationship between us and nature. One lesson which I learned from clouds is that we should always move on no matter what. One touch of nature makes the whole world kin. Nature is the mother of all, as it helps to sustain our life. It is the best remedy for those who are lonely or unhappy as they can go outside, somewhere where they can be quiet, alone with nature. Nature reminds us that all good things do not require money.....



SPOTLIGHT AWARD



Hyderabad Public School, Begumpet



By Penujuri Nitya

I have taken this opportunity to show what we will lose by destroying nature and what we will gain by saving it through the medium of my work. I want to display my skill in embroidery and have used various stitches to show it - for example satin stitch, back stitch, running stitch, French knots, bullion stitch, buttonhole stitch, lazy daisy, fishbone, long and short stitch, chain stitch and shadow stitch. The embroidery shows that all creatures have an equal right to live on this planet.

HONOURABLE MENTION

Rajmata Krishna Kumari Girls' Public School, Jodhpur



By Kumkum Chouhan

My embroidery piece showing Kashidakari, more popularly known as Kashmiri embroidery, evolved under the patronage of Persian and Mughal rulers.

Inspired by the scenic locales of Kashmir, Kashidakari draws heavily from the flora of the state. Eye-hand coordination, colour theory, design and planning skills area all developed by embroidery.



Welham Girls' School, Dehradun



By Mahak Agarwal

Nature is the heart of everything. We humans often talk about saving nature and work on how we should save nature. We usually keep talking as to how we should sustain nature but the real truth is that we are not saving nature but nature is saving us. Therefore, we must preserve it.

HONOURABLE MENTION



Modern School, Barakhamba Road



By Manya Singhal

The embroidery design pattern reflects my idea of nature. The sunflower depicts positivity, strength and loyalty. The structure of the flower shows a round face and bright yellow petals which resembles the rays of the sun. The sky with the colour combination of blue, pink, brown and white bring a feeling of satisfaction and calm. The birds signify the freedom which nature gives every individual. The brown base signifies stability, reliability, dependability and approachability.

Scindia Kanya Vidyalaya, Gwalior



By Nandini Singh

I conveyed my best effort to depict 'NATURE' by using different types of stitches like rose stitch, satin stitch, back stitch, stem stitch, lazy daisy, and french knot. I used satin ribbon, wools and other yarns to express my imagination. I have created a lovely girl sitting under the tree blooming with flowers, with her cat, admiring the true beauty of nature.



The Lawrence School, Sanawar



By Saanvi Sareen

The environment is one which is naturally all around us and affects are daily life on earth. The air we breathe every moment, the water that we use in our daily routine, plants, animals and other living things all come under the environment. An environment is said to be a healthy environment when the natural cycle moves along without any disturbance. Any kind of hindrance in the balance of nature completely affects the environment, which destroys human life.



THEME: SPACE – THE NEW FRONTIER

The strong restless urge to explore what lies out beyond our atmosphere is rising again. The frontiers of space exploration are expanding as scientists debate a range of missions: a return to the Moon, manned flights to Mars, robotic missions to Titan and Europa, or mining asteroids. This grand quest is driven by technology as well as by the growing challenges on Earth.

Here, we will address the theme by illustrating our visualization of the enigmatic world in our new cosmic space.

Format for Submission: JPG along with Working File

Size: A minimum of 2000 pixels on the long side, and 1200 pixels on the short side.



Software: Adobe Illustrator, Adobe Fresco

Judging criteria:

1. Composition
2. Uniqueness of thought/concept
3. Relevance to the Theme
4. Skill, both with software and execution



DIGITAL ILLUSTRATION SHORTLISTED ARTWORKS




Artworks by, Top to Bottom, L to R
Yadavindra Public School, Patiala
The Emerald Heights
International School, Indore
Rajmata Krishna Kumari Girls' Public School, Jodhpur
L K Singhania Education Centre, Gotan
Birla Balika Vidyapeeth, Pilani


RESULTS

DIGITAL ILLUSTRATION

SHORTLISTED ARTWORKS



Artworks by, Top to Bottom, L to R
 Welham Girls' School, Dehradun
 Rajkumar College, Raipur
 Welham Boys' School, Dehradun
 Yadavindra Public School, Mohali
 The Punjab Public School, Nabha



AWARD FOR EXCELLENCE

The Assam Valley School, Balipara



By Krishna Agarwal

My drawing shows the day when humans have successfully explored Mars and have finally found life on the red planet. Agreements are being signed between humans and Martians to visit Mars as a tourist. Settlements are being made for humans to live safely on Mars.


SPOTLIGHT AWARD

Welham Girls' School, Dehradun




By Meenal Jain

The stars which once shone in the night sky are now bound by smoke from industries. The forests which swayed in the fresh air have been captured by buildings. We are cutting down the element of our own existence; the trees that give us life while we are giving them death. We have lit the spark which is melting the icebergs and when the oceans rise, with the same matchstick we will end up burning our own lifeboats. I believe the changes we want to see are hidden under the expectation of a Planet B. Those green cute organisms with huge black eyes might come out to be our future dealers. A small handshake might be worth a thousand lives. There might be a new civilization with vegetation we have never heard of before, technology that is in none of our present labs and floating homes - not even on our planet!



HONOURABLE MENTION

Daly College, Indore



By Arko Dasgupta Shrivastava

I have explored the visual idea of man exploring and settling on planets that aren't his own. There is an imposing figure of an astronaut in the centre in a victory pose, beside his feet the lights of civilization can be seen shining brightly into the unknown. There are two looming structures beside him, the symbol of civilization and industry. In front of his feet are two rivers originating

from unknown regions down the south where thick otherworldly smoke remains dormant, waiting to be explored.



By Anushcka Joshi

This illustration depicts the furthest fly ever in space, a milestone achieved by humanity in its conquest of exploring space, the final frontier. NASA's New Horizon spacecraft encountered the small world of Ultima Thule in its historic distance covered. The space exploration has yet a long way to go, and I believe that in no time man will achieve what this spacecraft did and become the first human to fly this far in space. Space is limitless, this is just the beginning.

The Assam Valley School, Balipara



THEME: NOSTALGIA


Collage is an artistic technique of applying manufactured, printed, or “found” materials, such as bits of newspaper, fabric, etc., to a panel or canvas, frequently in combination with painting. In the 19th century, paper collage was created from paper cut outs and put together to form decorative compositions. In about 1912–13 Pablo Picasso and Georges Braque extended this technique, combining fragments of paper, wood, linoleum, and newspapers with oil paint on canvas to form subtle and interesting abstract or semi abstract compositions. The development of the collage by Picasso and Braque contributed largely to the transition from Analytical to Synthetic Cubism.

Participants have to make a collage on canvas or board.

Participants can use coloured pages of magazines, news paper, fabric etc.

Judging criteria:

1. Relevance to the theme
2. Creativity
3. Overall composition
4. Skill




MIXED MEDIA COLLAGE

SHORTLISTED ARTWORKS



Artworks by, Top to Bottom, L to R
 MGD Girls' School,
 Jaipur
 MGD Girls' School,
 Jaipur
 Modern School,
 Barakhamba Road,
 Mayo College Girls'
 School, Ajmer
 Yadavindra Public
 School, Patiala



MIXED MEDIA COLLAGE

SHORTLISTED ARTWORKS



Artworks by, Top to Bottom, L to R
The Emerald Heights
International School, Indore
Mayo College, Ajmer
Rajkumar College, Raipur
Rajkumar College, Rajkot
Welham Girls' School, Dehradun



AWARD FOR EXCELLENCE

Rajkumar College, Raipur




we feel are nostalgic to us and everyone we know: School shirt, Goggles, a picture of a baby taking bath, friendship band, paper clip, a patch work of honey bee, a page of a slam book, school shirt's buttons.



By Navya Nimani &
Rama Israni

The reason we chose our school uniform as a key ingredient of this artwork is pretty simple. Wearing a uniform is a badge of pride, creates an identity for a school and is an important part of being a school student. Uniforms show that you are part of an organisation. Wearing it says we're all in this together, it symbolises unity. We have used the goggles to represent that we miss partying a lot. We pasted a picture of a baby taking a bath in a bucket. Nowadays, we use the bathtub to take a bath whereas earlier we used buckets. We used a lot of objects that

SPOTLIGHT AWARD



The Assam Valley School, Balipara



By Kriya Modi & Kashvi Agarwal

As we open the door to our memories of youth it welcomes us with wide arms, for it's only ours to love and care for. Revisiting deeply hurried memories and craving to live it again for just once more. That wooden door on the brick wall with the streetlamp on the side which we used to visit. That street echoed with our happiness louder than us, where our screams of joy could be heard from a mile away. The band-aid our mother put on our knees as we cried from tripping over a rock with her scolding for not being careful enough. The sky, so blue, with clouds when we lay on the grass. Lastly, on returning home the open fence welcomed us; the trees and playful rabbits chasing butterflies near our farm.

HONOURABLE MENTION

Welham Boys' School, Dehradun



By Ujjwal Gupta & Mohin Viraj
Gandhi



We wanted to convey a journey through the palace of memories that a person has built over the course of his lifetime. A favourite TV show, beloved teddy bears, fun times with friends... those infinite memories form a string of finite ones. The idea behind the people is to depict a parallel universe where one looks into the future and the other into the past.

POSTER DESIGN

THEME: POP ART

Pop Art, over the years, has witnessed changes in its iconography and, in some cases, the presence of a more critical attitude towards it. The conception comes from the new visual panorama, ranging from the interiors of any hall to beyond the forest. Paint cars, road signs, television, or the stuff that dreams are made of. As far as constraints are concerned, nothing is condemned, for as long as it belongs to the world of art, things have leagues of their own.

Size: A3

Medium: Poster colours, Acrylic paint

Judging criteria:

1. Composition
2. Uniqueness of thought/concept
3. Relevance to the Theme
4. Skill, both with technique and execution



POSTER DESIGN

SHORTLISTED ARTWORKS



Artworks by, Top to Bottom, L to R
 Mayo College Girls' School, Ajmer
 Yadavindra Public School, Patiala
 The Emerald Heights
 International School, Indore
 Modern School, Barakhamba Road
 Vallabh Ashram School, Valsad



RESULTS

POSTER DESIGN

SHORTLISTED ARTWORKS



Artworks by, Top to Bottom, L to R
 Welham Girls' School, Dehradun
 Yadavindra Public School, Mohali
 Pinegrove School, Solan
 Welham Girls' School, Dehradun
 L K Singhania Education Centre, Gotan



AWARD FOR EXCELLENCE

Mayo College Girls' School, Ajmer



Coca-Cola was named the world's worst plastic polluter for the third year in a row and yet we buy into the lies they sell to us, we consume their products mindlessly without any regard for the consequences of our choices and our futures.



By Simran Sarda

This satirical poster for Coca-Cola, depicts the consumerism and materialism that run rampant in today's society. A famous person is endorsing a product. The person in question here is Abraham Lincoln, who became the 16th President of the United States in 1861, and issued the Emancipation Proclamation that declared forever free those slaves within the Confederacy in 1863. The crosses in place of his eyes show how the society turns a blind eye to the problems right in front of us. People fail to see that conspiracies aren't always shrouded in mystery like the assassination of President Lincoln but are more often visible in plain sight. Coca Cola continues to violate the fundamental rights of workers in countries such as Haiti, Indonesia, Ireland and the US which is the exact opposite of what President Lincoln stood for. In December 2020,


Rajkumar College, Rajkot



By Veer Zatakia

The painting which I made was a subject to inform people about the importance of pop art [poster making]. I was really happy when my teachers thought I was capable of making this type of drawing. This painting describes the abstracts of the colours. In this type of drawing we mainly merge colours to show our creativity and this form of colours, usually makes painting more enhanced and realistic. The person in the painting is one of the most famous singers in the stream of Rap songs. He owns the company Cactus Jack and his name is TRAVIS SCOTT. I wish all of you a very happy Independence Day.

SPOTLIGHT AWARD



Rajmata Krishna Kumari Girls' Public School,
Jodhpur



By Ayushi Malani

Cadbury - the oldest brand of chocolate and known to every person alive is undoubtedly the favourite brand of almost half the world, including me. The initial taste and flavour of Cadbury has remained constant over the years. On the other hand, Pop Art has witnessed various dynamic changes in the fields of comic books, advertising, imagery from popular and mass culture. This poster is therefore a combination of pop art and the products of Cadbury. The taste of Cadbury chocolates send a person into dreams and provides a parallel reality. So, in this poster I have played with various colours as in the theme of pop art and highlighted the star colour of Cadbury- violet.

HONOURABLE MENTION

The Assam Valley School, Balipara



By Baristha Baibhav Gogoi

For this piece of art, the reference for the background was taken from the Time Square area of New York, as many proclaim it to be the centre space for pop art. A lot of other references, for this artwork, were taken from video games (Angry Bird and Spiderman), myth (Chinese dragon), fast food (Coca-Cola, ramen, KFC bucket), etc. The art style was inspired by the famous Japanese contemporary artist, Takashi Murakami as he liked to add flowers and other pop culture references to his artwork.




THEME: TESSELLATION PATTERN

When a geometric shape is repeated over and over again, covering a plane of tiles without any gaps or overlaps, it results in a tessellation - a mosaic pattern, a visual expression of mathematical principles. The most interesting examples of tessellation technique can be found in Islamic art and architecture, in particular of the Muslim inhabitants of the Maghreb, North Africa, the Iberian Peninsula, Sicily and Malta during the Middle Ages, on the walls and floors of homes, mosques, public water fountains, tombs etc. The concept of coloured geometric shapes fits in perfectly, as Islam forbids the living object as a representation in art, so they embraced the abstract characteristics of a tessellation in a spectacular manner. The geometric patterns and tiling were used in decorative arts as well, like textiles and pottery. Taking a tessellation pattern that inspires you, unleash your imagination with strings to create a mesmerizing visual art form. Explain the mathematics behind your pattern.

Size: From 18 to 24 inches




Judging criteria:

1. Composition
2. Uniqueness of thought/concept
3. Within the limitation of the THEME, the choice of product
4. Skill, both with material and execution



STRING ART




SHORTLISTED ARTWORKS



Artworks by, Top to Bottom, L to R
 Daly College, Indore
 Scindia Kanya
 Vidyalaya, Gwalior
 Scindia Kanya
 Vidyalaya, Gwalior
 Rajmata Krishna
 Kumari Girls' Public
 School, Jodhpur
 Vallabh Ashram
 School, Valsad

STRING ART

SHORTLISTED ARTWORKS



Artworks by, Top to Bottom, L to R
Welham Girls' School, Dehradun
Rajkumar College, Raipur
B.K. Birla Centre For Education, Pune
Hyderabad Public School, Begumpet
Vidya Devi Jindal School, Hissar


RESULTS

STRING ART

THEME: TESSELLATION PATTERN

AWARD FOR EXCELLENCE

The Assam Valley School, Balipara



By Anushcka Joshi

The Sri Yantra Tessellation

My string art comprises a tessellation of the Sri Yantra which embodies profound philosophical understandings and is a powerful source of inspiration. I chose the semi-regular Tessellation 4.8.8 (Octagons and Squares). The Sri Yantra is placed inside the shape of octagons which is then attached to a square to fill in the spaces between them. Nine interlocking isosceles triangles form the Sri Yantras. Four of them point upwards and represent the female energy Shakti, while the other five point downwards, representing the male energy Shiva. These triangles are not ordinarily composed but have aspects of the Golden Ratio in them.

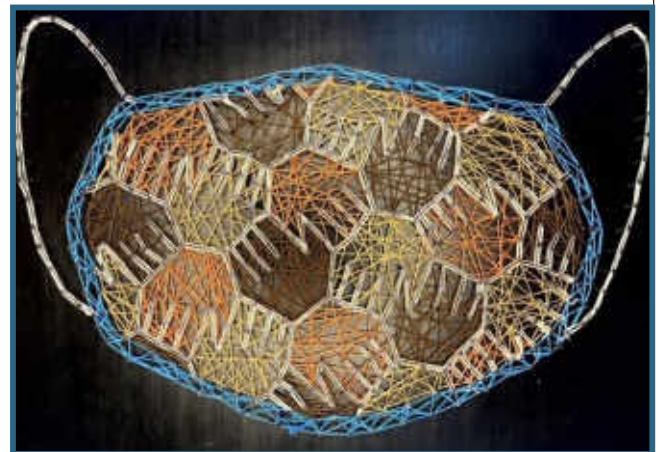
SPOTLIGHT AWARD

Modern School, Barakhamba Road




By Vrinda Singhal

This art work represents the power of unity and how we can conquer this Covid-19 pandemic with it. Through the process of string art I have designed a surgical mask which contains a tessellation pattern representing unity as all the hands hold each other. The maths behind the tessellation is that it has a geometric shape i.e. the hands repeated over and over again covering a plane without any gaps or overlaps.



HONOURABLE MENTION

Rajmata Krishna Kumari Girls' Public School, Jodhpur



By Preksha Purohit


String art or pin and thread art, is characterized by an arrangement of coloured threads strung between points to form geometric patterns or representational designs. String art has its origins in the 'curve stitch' activities invented by Mary Everest Boole at the end of the 19th century to make mathematical ideas more accessible to children. It was popularised as a decorative craft in the late 1960s through kits and books.

The Assam Valley School, Balipara



By Jiya Agarwal

In the product, one of the two sides show gradient of red and the other of blue while the middle line has two colours. Generally, red is the colour of anger and danger while blue denotes calm and peace. Here the middle line shows us that there are two sides to every coin and it's up to us to choose what we think is better. Philosophically speaking, our conscience is denoted by blue and our fiend is denoted by red. The hue in between denotes the fine line between these two things which always has the ability to influence the other. It is symbolic of how, in life, things that are most apart have a very fine line in between them so we should be careful of that and make sure not to tow that line.




STRING ART

THEME: TESSELLATION PATTERN

HONOURABLE MENTION

The Assam Valley School, Balipara



By Luqmaan Ahmed

My string art work in royal blue and gold is attempted to capture the essence of India's glorious past. Royal blue signifies its dignified status while being accepting and kind; and Gold signifies illumination, wealth and wisdom our rich cultural heritage holds. At the same time, it draws inspiration from Islamic architecture of the Middle Ages as it follows the pattern of tessellation. All in all, it depicts the country's cultural diversity and throws light upon our widely celebrated heritage.


L K Singhanian Education Centre, Gotan



By Medha Srivastava

"Everything you can imagine is real"

"Hexagon" String Art for me was a new concept until I realised that it's one of the best forms in which anyone can express their ideas in an abstract fashion. The geometry which was selected behind the pattern was hexagons and triangles. As you can see, every hexagon which is inside has its vertices connected to the midpoint of the edge of outer hexagon, thus giving a beautiful pattern. Inspiration: This pattern is relatable to all the roles we play in our lives. Just like the nail is connected to other nails with so many threads, in a similar way, we play a lot of roles in our lives. For the pattern to be complete, it's important that each string is strongly bonded with the nail. Just like that, for us to be happy it's important that all our relations are strongly bonded.



THEME: MATHEMATICS AND ART CONNECTIONS IN THE UNIVERSE

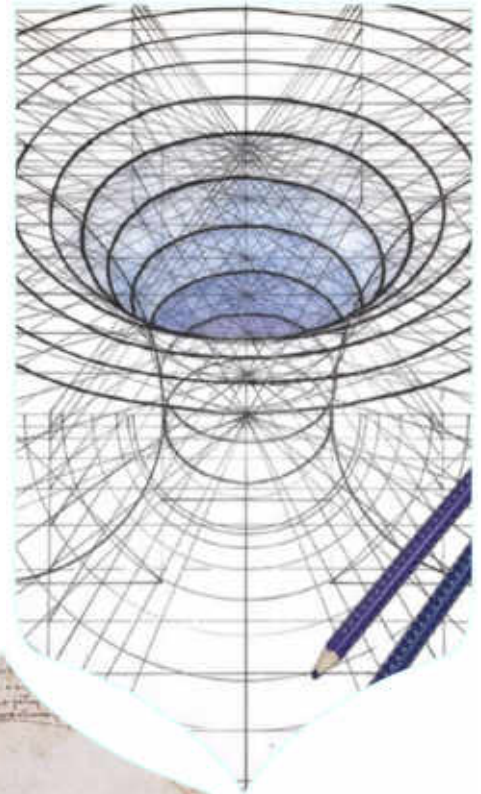
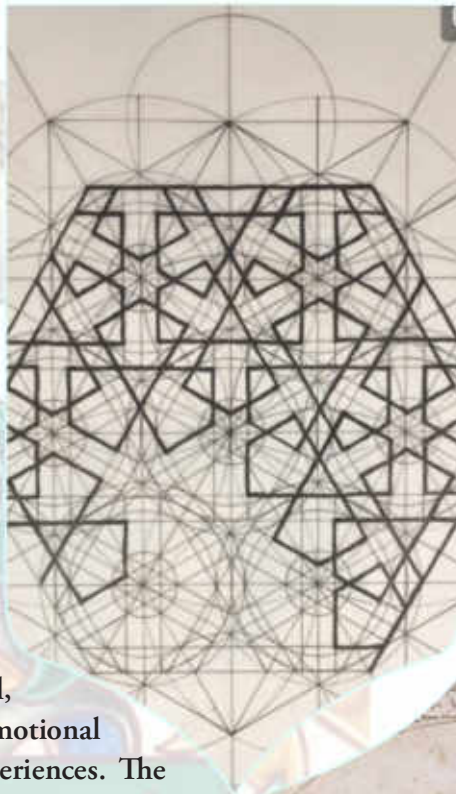
The theme urges you to actively explore mathematics and art connections that you perceive in the natural and the built environment around you, to create two-dimensional artworks. For identifying mathematical and artistic concepts, you may seek from cultural, social, historical, personal, and emotional dimensions of your lived experiences. The artworks may be drawn by hand or digitally. To bring out the meaning of the artwork, submit a short description explaining the following aspects:

1. Choice of subject.
2. The mathematics you used in your artwork.
3. The connection of mathematics and arts in your artwork.

Size: From A4 to A3

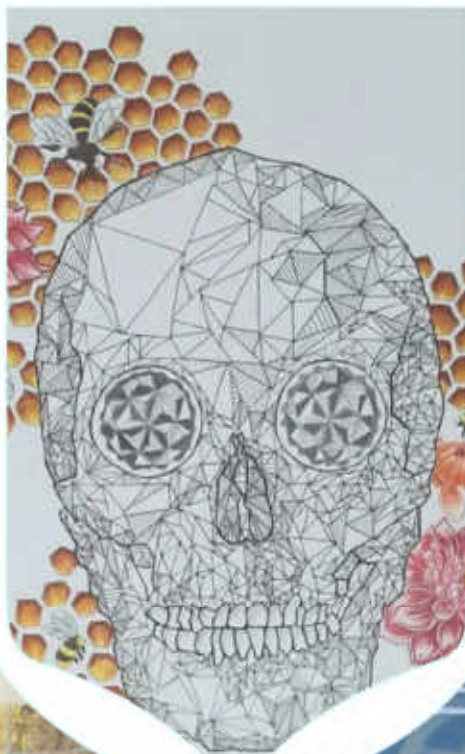
Judging criteria:

1. Composition
2. Uniqueness of thought/concept
3. Within the limitation of the THEME, the choice of subject
4. Skill, both with medium and execution



MATHEMATICAL ART

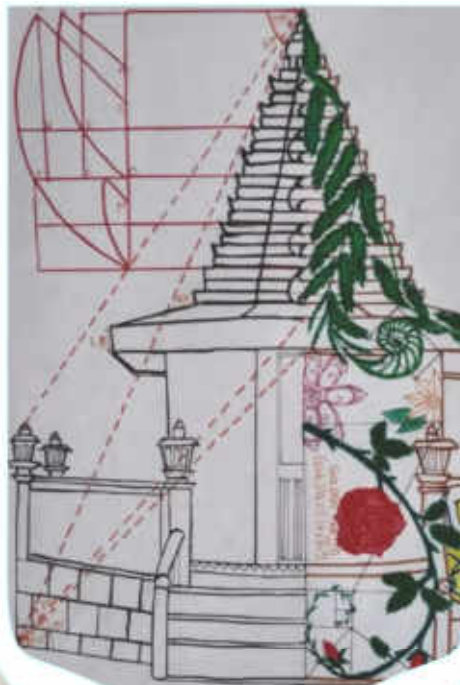

SHORTLISTED ARTWORKS




Artworks by, Top to Bottom, L to R
 MGD Girls' School, Jaipur
 MGD Girls' School, Jaipur
 Daly College, Indore
 Rajmata Krishna Kumari Girls' Public School, Jodhpur
 Rajmata Krishna Kumari Girls' Public School, Jodhpur

MATHEMATICAL ART

SHORTLISTED ARTWORKS




Artworks by, Top to Bottom, L to R
The Punjab Public School, Nabha
Vallabh Ashram School, Valsad
Vallabh Ashram School, Valsad
The Doon School, Dehradun
Welham Girls' School, Dehradun



MATHEMATICAL ART

SHORTLISTED ARTWORKS



Artworks by, Top to Bottom, L to R
 Rajkumar College,
 Raipur
 Rajkumar College,
 Raipur
 Pinegrove School,
 Solan
 Yadavindra Public
 School, Mohali
 Welham Boys'
 School, Dehradun

AWARD FOR EXCELLENCE

The Emerald Heights International School, Indore




By Aditya Agarwal

The art contains a flower of life in the middle, coloured with the three basic colours and its variant colours. The location of the flower is 1.617(approx) /1 of the A4 sheet. The white dots around the flower are shaped as leaves and represent different universes in the darkness of nothingness. Hexagonal curves of pursuit show a space-time portal revealing the good and bad sides of life. (The branches in the hexagons are interlinked to the flower) Both sides have natural chaos and peace that we humans believe, along with it we can see theta and tau symbols

representing destruction and peace in the Ancient Greek. Like life, mathematics too used in doing good for society and finding solutions to problems is peaceful in nature, while using it to destroy and create chaos is a problem in itself.

SPOTLIGHT AWARD



The Assam Valley School, Balipara



By Harshit Sharma

I have drawn a genie in which I used different mathematical signs which depict that mathematics can be fun too. People see mathematics as a very boring and difficult subject but if you enjoy doing maths, it can be very interesting. I have made some small, imaginary people who carry some objects like a calculator or some mathematical signs. I have made an animated Einstein who is there to support them and who can do great things and I have made all these in the genie because I felt that it can relate with a teacher who always helps us get knowledge about things and shows us that nothing is impossible. The genie is indicating with his hands that mathematics is not boring and you can learn a lot from it.

Scindia Kanya Vidyalaya, Gwalior



By Sumati Agarwal

Mathematics and Art combine together to form the universe and are hidden in every corner of the world. The use of mathematics helps in the structural and symmetrical aspect of art, while art helps mathematics to become more fascinating and colourful. This piece of art showcases the work of art using mathematical shapes, formulas and tools in the form of modern and historic architecture, living beings, nature (sun, moon, planets, mountains etc.) and therefore also focuses on the evolution of architecture and technology which was made possible with the help of mathematics.



HONOURABLE MENTION



Vallabh Ashram School, Valsad



By Swayam Nareshbhai Savaliya

Mathematics in the universe is omnipresent. The principle I used in my drawing was “Geometry inclusive of Symmetry”. My artwork links the celestial sphere with mathematics using a symmetrical structure to represent the twelve signs. The central element of the illustration is the earth around which revolve the twelve zodiac signs. I ended up researching a lot about zodiacs and the celestial sphere to present my imagination on a piece of paper. The symmetrical figure was thoroughly measured and a point to be highlighted as the artwork remaining same in my orientation. A challenge that I faced was symmetrically aligning the zodiac circles although with consistent efforts I overcame the difficulty. Creating this artwork instilled three care qualities in me - persistence, hard-work and patience and I thoroughly enjoyed every moment of it.




By Anushcka Joshi

MISS GOLDBLOCKS

Through my artwork, I want to show that the golden ratio 1.618, also known as the divine proportion, brings out the aesthetic components of organic and natural forms. The way this ratio urges a sense of artistic sensation, pleasing to the eye, mathematics, the very field that leads to the creation of this beautiful ratio, also motivates me to foster the beauty that mathematics beholds. The girl in the artwork, lost deep into the mathematical realm, urges to learn more. The swirls of her hair signify the golden ratio spiral and entangle even further as her thought process delves deeper. The hair is symbolic of the magnifying complexity of her understanding of the mathematical concepts with more and more practice. Inspired by famous artist Gustav Klimt's work with spirals in glistening gold, I used gold paint to express the richness of the ratio that describes the perfect relationship between proportions. The spiral progression in the golden ratio in the hair is also symbolic that mathematics practice makes one precise and perfect, like the spirals that fit perfectly into each other in the girl's hair.

The Assam Valley School, Balipara



Kristóf Fenyvesi is a researcher of STEAM (Science, Technology, Engineering, Arts and Mathematics), trans- and multidisciplinary learning and contemporary cultural studies at the Finnish Institute for Educational Research, University of Jyväskylä, Finland. Dr. Fenyvesi is Community Events Director of the Bridges Organization, the world's largest education community for the mathematics and arts. His main areas of research are mathematics and art connections in learning and STEAM education.



Manisha Chawda is a Textile Designer and an artist based in San Francisco, California. She has a deep interest in the handloom traditions of India, specifically IKATs. She runs a brand called 'Neeli Titlee' in collaboration with the Ikat weavers of Odisha. She likes painting, reading, meditating and gardening in her spare time.



Rachana Damani is professionally a graphic designer from Virginia, USA. She is also a prolific watercolour artist and sketcher. She draws inspiration from the world around her, be it nature, architecture, still life, urban settings or people. She practises and teaches regularly from her studio based in Virginia, USA. She has also exhibited her work in many Art galleries here.



Pallawi Sinha is a trained educationist, social scientist and product designer. For the past thirteen years, Pallawi has sought to build transdisciplinary and transnational knowledge in childhood studies and education; arts and creativity in education; theory-making; international development and political economy. Her research interests include educational philosophies and histories; ethics and politics of education and research, comparative education, 'other' epistemologies, contextually-relevant and socially-engaged qualitative research methods and tools, STEAM and place-making. She is a Lecturer in Childhood Studies and Education at University of Suffolk, UK



Jansher Aidan Bakhshi is a Product Designer and founder of 1xperience Studios. An alumnus of the National Institute of Design, Jansher started his career in Pforzheim Germany and has specialised in the design of watches and wearable technology. He has worked with Titan Watches and designed the 2050 Watch Concept for Tata's 150th Year Anniversary Celebration.



Pamela Burnard is Professor of Arts, Creativities and Educations at the Faculty of Education, University of Cambridge. She has published widely with 20 books and over 100 articles which advance the theory of multiple creativities across education sectors including early years, primary, secondary, further and higher education, through to creative and cultural industries. She is co-editor of the journal Thinking Skills and Creativity. She is a Fellow of the Royal Society of Arts (RSA) and the Chartered College of Teaching, UK.



Carine Steyn is the Academic Project Co-ordinator for the Govan Mbeki Mathematics Development Centre (GMMDC) at the Nelson Mandela University. She manages the National Math Art Competition for Secondary Schools in South Africa and the TPACK Professional Development Project for Mathematics teachers in the Eastern Cape.



Divya Bahukhandi is a designer and an artist based in Melbourne, Australia. She is a design consultant for leading lifestyle and fashion brands across the globe. She has presented her work and conducted workshops at various international forums. Following her passion for visual arts, her watercolours and mixed media artworks are represented in multiple art galleries across Australia.



Werner Olivier is the founder and the current director of the Govan Mbeki Mathematics Development Centre (GMMDC) at the Nelson Mandela University in Port Elizabeth, South Africa. Prof Olivier has established a GeoGebra institute at NMU that focuses on the integration of open source dynamic graphics software in the teaching and learning of mathematics. Under his leadership, the GMMDC has also developed and implemented innovative projects to promote STEAM education amongst learners and educators in secondary schools in South Africa. One of the key projects in this category include a national Maths-Art competition for schools that was started in 2018.



Allen Shaw is a Berlin based Indian artist/illustrator and storyteller. His life revolves around travelling and collecting stories from different parts of the world in his sketchbooks, for him it has become a way of life. He graduated from the National Institute of Design, Ahmedabad, with a specialization in Animation film making. He is also into “Creative Activism”, this he does through graphics and cartoons.



Shirin Kulkarni is the Founder and Research director of the Creative Education Council (CCE) Finland. An expert in curriculum development and training, she has developed all the training modules at CCE from scratch and trained over 12,000 teachers on the whole. With my solid expertise in pedagogy and creative education, she has trained teachers and principals to develop their school learning environment using creative methods based on the Finnish education system, known to be the best in the world.

Anoushkaa P Kashyap has done Bachelor of Visual Arts in Applied Arts from the Maharaja Sayajirao University of Baroda and is currently pursuing MA Illustration and Visual Media from London College of Communication under the University of the Arts London.

Rajdeep Das has done MFA in Painting, Kala Bhavan, Visva Bharati, Santiniketan. He won a scholarship from the Chinese government in 2017-2018 and is a senior scholar in Chinese painting & calligraphy in International College, China Academy of Art, Hangzhou. Rajdeep believes that art inspirations are everywhere; its how you look at it, just about how you look at it.



Temenuga Hristova is a visual artist from Shumen, Bulgaria. She has worked in the fields of painting and printmaking and art education. She has participated in international exhibitions in Bulgaria, Macedonia, Romania, Hungary, Turkey, Czech Republic, Italy, France, Armenia, Lithuania, Russia, Egypt, Morocco, China, USA, Canada, Australia, Argentina and Mexico. She is a member of the Union of Bulgarian Artists Graphic section and International Association of Art, UNESCO. She has been an active art educator, conducting art workshops and classes around the globe. She has judged many regional, national and international art competitions for children. In 2020, she was granted with the Special award in the National Conference about Ecological education in Bulgaria.

Mantu Das has done MFA in Painting, Kala Bhavan, Visva Bharati, Santiniketan. His art residencies include OPEN AiR- Artist in Residence, DEPO2015, Pilsen, Czech Republic, 2019 and Avolon global artist residency, RHA Gallery, Dublin, Ireland, 2018. He has won many awards such as the Elizabeth Greenshields Foundation, Canada, 2019 and the Avolon Global Studio Award, Dublin, 2018.

Produced
by the
Craft, Design &
Technology Centre,
AVS